



RYE PATCH GOLD ANNOUNCES FLORIDA CANYON MINE PRODUCTION

Vancouver, British Columbia, October 11, 2017 - Rye Patch Gold Corp. (TSX.V: RPM; OTCQX: RPMGF; FWB: 5TN) (the “Company” or “Rye Patch” - <https://www.youtube.com/watch?v=eKtERu2FaQE&t=32s>) reports its production results for the third quarter of 2017 (Q3) at the Company’s flagship Florida Canyon mine in the state of Nevada.

Production Highlights for Q3 (compared to Q2, 2017):

- Gold production increased 13 percent to 7,982 ounces (ozs);
- Gold sent to pad increased by 45 percent, averaging 7,125 ozs per month;
- Ore tons mined increased by 57 percent for the quarter, averaging over 810,000 tons per month (tpm);
- Strip ratio decreased 56 percent to 0.54;
- Ore tons crushed increased by 29 percent, averaging over 660,000 tpm;
- Gold grade increased by 10 percent to 0.011 ounces per ton (opt) (combined ore and sub-grade overliner);
- Gold ounces placed on the South Heap Leach Pad (SHLP) in Q3 represents 52 percent of the total gold to date; and
- Production transitioned from the first starter cell (Section 1A) of the SHLP on to the main part of the pad (Section 1B).

“Gold production realized in Q3 was below expectation for the reasons outlined in our September 14th news release” stated Rye Patch President and CEO William C. Howald. “The corrective measures put in place by management as described in that news release are now having a positive impact on improving gold output with the goal of realizing commercial production in Q1, 2018. Other aspects of the mine are performing well above plan. We are pleased with the improved fleet availability, mining and crushing rates, and the positive reconciliation in grade and tons with the resource block model. In addition, the gold recovery is behaving as modelled.” added Howald.

Mining, Ore and Overliner Placement

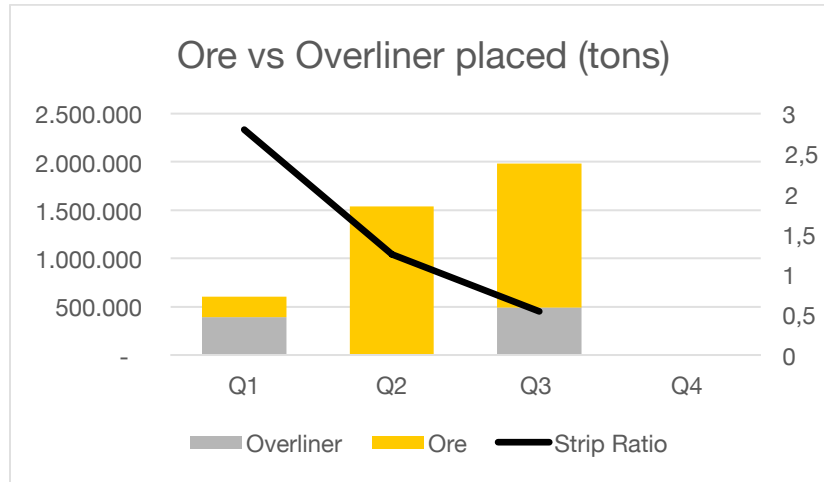
Mining, strip ratio and crusher rates continue to improve and are now consistently outperforming plan. During the period, a 57 percent increase in ore tons mined above plan was achieved, and an overall reduction in waste tons positively affected the strip ratio.

Ore tons crushed also showed a positive increase. The crusher averaged 660,000 tons per month during Q3. This is a 29 percent increase over the plan of 600,000 tons per month.

As outlined in the September 14, 2017, news release, ore and overliner are currently being stacked simultaneously. The operation expects to complete the overliner on

section 1B of the SHLP by the middle of December followed by ore stacking only. As each section of overliner is approved, ore is stacked and readied for irrigation.

Chart 1

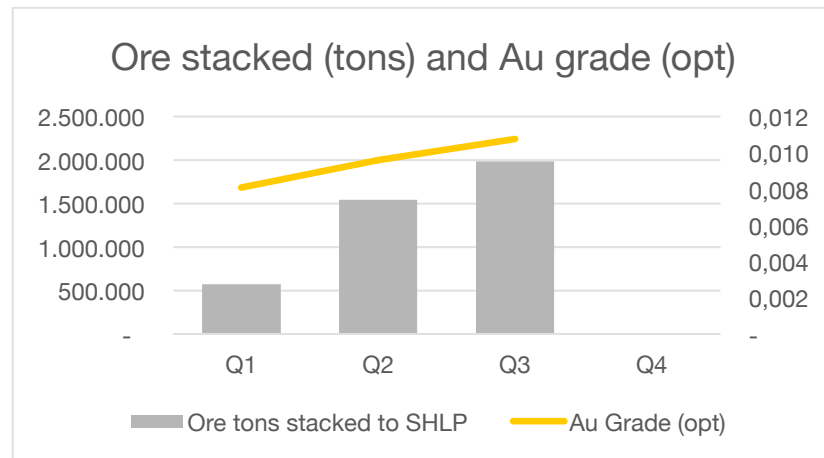


Gold Ounces Placed on SHLP, Gold Grade, and Gold Dore' Poured

A combination of the crusher exceeding plan and a gradual increase in combined grade has resulted in an increase of 45percent more ounces being placed on the pad in Q3 compared to Q2. 7,125 gold ounces per month were placed on average for Q3, and year to date, a total of 40,789 ounces have been placed.

Overall grade continues to increase, is up 10 percent this quarter, and will remain steady until the sub ore grade overliner is completed in December. (The overliner material is typically below ore grade as it is selected primarily because it meets strict design criteria as the rock that creates a drain blanket between the ore and the plastic liner.) The overall grade is expected to increase when placement of the overliner on Section 1B is complete.

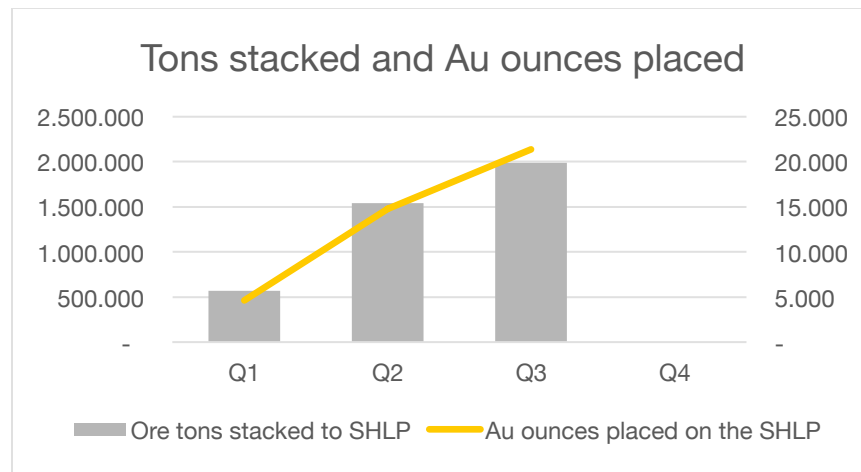
Chart 2



The transition from the winter contingency pad, Section 1A, to the main part of the SHLP (Section 1B) has meant that we have been able to start building out larger cells, which will in turn lead to higher and more stable monthly recoveries. As a result, over half of all the ounces placed (52 percent) for the year on the SHLP occurred in Q3 (21,376 ounces from 1.98 million tons).

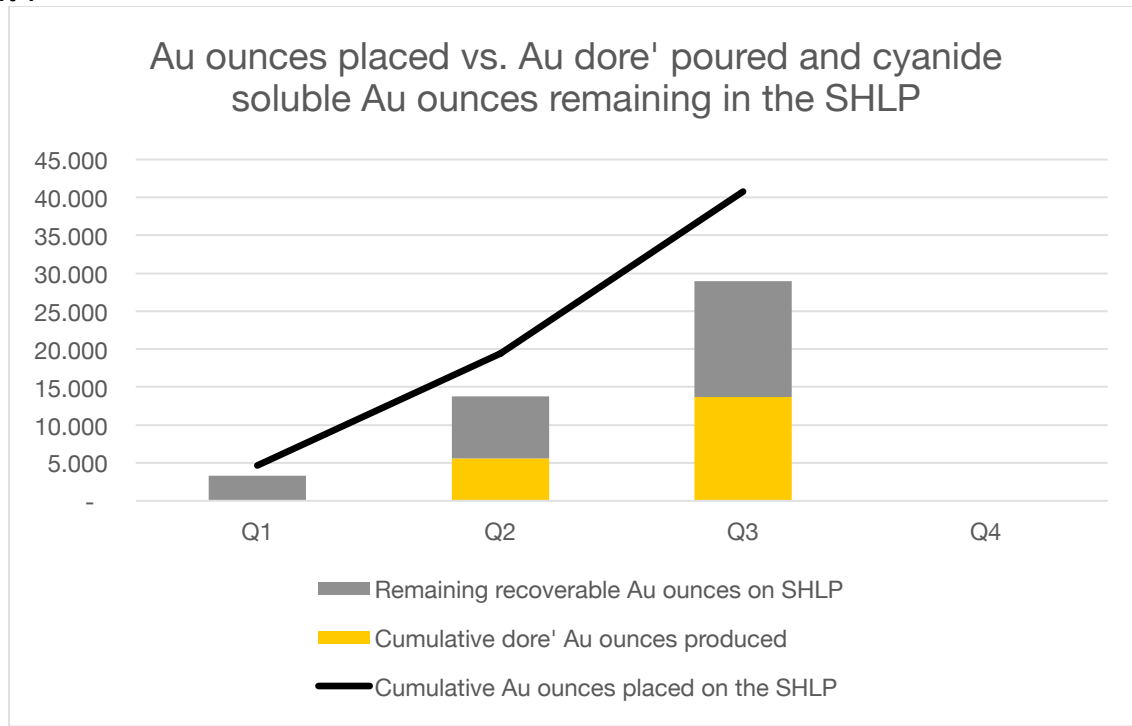
The first of the larger cells was placed under irrigation in mid-September and will begin to yield gold from the first part of its leach curve in October. As more of the larger leach cells are placed through to the end of the year and we begin to experience the layering impact of each cells' recovery curve, we anticipate that gold ounces and total recoveries will achieve commercial production goals by Q1, 2018.

Chart 3



Gold dore' production continues to demonstrate a positive upward trend with a quarter on quarter increase of 13 percent. The leach kinetics are showing consistency and tracking with the historical recovery data from the original Florida Canyon heap leach pad. As discussed above, the transition to the main Section 1B of SHLP will result in higher levels of production and fewer fluctuations month to month.

Chart 4



The spot price of gold during the third quarter ranged from US\$1,212.20 on July 7, 2017 to a high of US\$1,348.60 on September 7, 2017. The average spot price for the quarter was US\$1,277.84. As a result of the Company's forward sales contract, Rye Patch realized gold sales price of US\$1,280.33 for the quarter.

Gold is sold into the forward sales contract when spot gold prices are below US\$1,275, and sold in to the spot gold price when gold is above US\$1275. The forward sale contract has a 5-year term with 150,000 sold forward. For the quarter, a total of 8,320.43 ounces of gold was delivered into the forward sales contract leaving approximately 130,000 ounces of gold remaining.

Company made its first repayment to Macquarie Bank under the current terms of its Credit Agreement.



NEWS RELEASE No. 17 – 19

Florida Canyon Mine - South Heap Leach Pad ramp up data

		percent change over prior Qtr	Three months ended September 30, 2017	Three months ended June 30, 2017	Three months ended March 31, 2017	Nine months ended September 30, 2017
Ore mined	tons	57 percent	2,443,745	1,560,342	612,578	4,616,665
Waste mined	tons	-32 percent	1,331,761	1,953,817	1,713,217	4,998,795
Total mined	tons	7 percent	3,775,506	3,514,159	2,325,795	9,615,460
Strip ratio		-56 percent	0.54	1.25	2.80	1.08
Ore and overliner crushed	tons	29 percent	1,994,765	1,542,031	746,241	4,283,037
Ore and overliner stacked on pad	tons	29 percent	1,985,860	1,540,544	571,884	4,098,288
Au Ounces sent to HLP	Ounces	45 percent	21,376	14,792	4,621	40,789
Grade Ore	opt	10 percent	0.011	0.0100	-	0.010
Grade overliner	opt		0.011	-	0.008	0.009
Combined grade	opt	10 percent	0.011	0.0100	0.008	0.010
Gold absorbed onto carbon	Ounces	9 percent	8,125	7,480	-	15,605
Gold Produced Dore	Ounces	13 percent	7,982	7,075	-	15,057
Silver produced Dore	Ounces	-7 percent	5,239	5,603	-	10,842

Mr. William Howald, AIPG Certified Professional Geologist #11041, Rye Patch Gold's CEO and President with a BSc. in Geological Engineering, is a Qualified Person as defined under National Instrument 43-101. He has reviewed and approved the contents of this news release.

About Rye Patch Gold Corp.

Rye Patch Gold Corp. is a Nevada based, Tier 1, mining company engaged in the mining and development of quality resource-based gold and silver mines and projects along the established Oreana trend in west central Nevada. Leveraging its strong financial position and cash to acquire the operating Florida Canyon Gold Mine, Rye Patch Gold Corp. now controls a trend-scale platform with mining operations, resource projects and exploration upside.



NEWS RELEASE No. 17 – 19

The combination of operations and organic growth along a major Nevada gold trend positions Rye Patch as an emerging mid-tier gold producer with tremendous value-added potential. For more information, please visit our website at www.ryepatchgold.com.

On behalf of the Board of Directors

'William Howald'

William C. (Bill) Howald, CEO & President

Swiss Resource Capital AG
Jochen Staiger
info@resource-capital.ch
www.resource-capital.ch

For additional information contact:

Rye Patch Gold Corp

info@ryepatchgold.com

Tel.: (604) 638-1588

Fax: (604) 638-1589

Forward-Looking Statements

This news release contains forward-looking statements relating to future plans and objectives of the Company, future deliveries of gold, proposed operations of the Company including mine development, funding requirements, timeline for commercial production, future events and conditions and other statements that are not historical facts, all of which are based on assumptions and subject to various risks and uncertainties. The Company's actual results, programs and financial position could differ materially from those anticipated in such forward-looking statements as a result of the following assumptions and risk factors, some of which may be beyond the Company's control. These assumptions and risk factors include: future deliveries of gold pursuant to the forward gold price contract facility, the achievement of mine redevelopment plans and achievement of commercial production; the availability of funds; the financial position of Rye Patch; the timing and content of work programs; the results of exploration activities and development of mineral properties; the interpretation of drilling results and other geological data; the reliability of calculation of mineral resources; the reliability of calculation of precious metal recoveries; the receipt and security of mineral property titles; project cost overruns or unanticipated costs and expenses; fluctuations in metal prices; currency fluctuations; and general market and industry conditions.

Forward-looking statements are based on the expectations and opinions of the Company's management on the date the statements are made. The assumptions used in the preparation of such statements, although considered reasonable at the time of preparation, may prove to be imprecise and, as such, undue reliance should not be placed on forward-looking statements. As a result, the Company cannot guarantee that the Florida Canyon mine redevelopment and achievement of commercial production will be completed on the terms and within the time disclosed herein or at all.

Neither TSX Venture Exchange nor its Regulation Services Provider (as that term is defined in the policies of the TSX Venture Exchange) accepts responsibility for the adequacy or accuracy of this release.